



Summary Feedback

ST1 – ST4 Teaching Programme 2023

DKT FRCR 2B Practice Viva

Essentials of Interventional Radiology for FRCR Exam (Session 38) (26th October 2023)

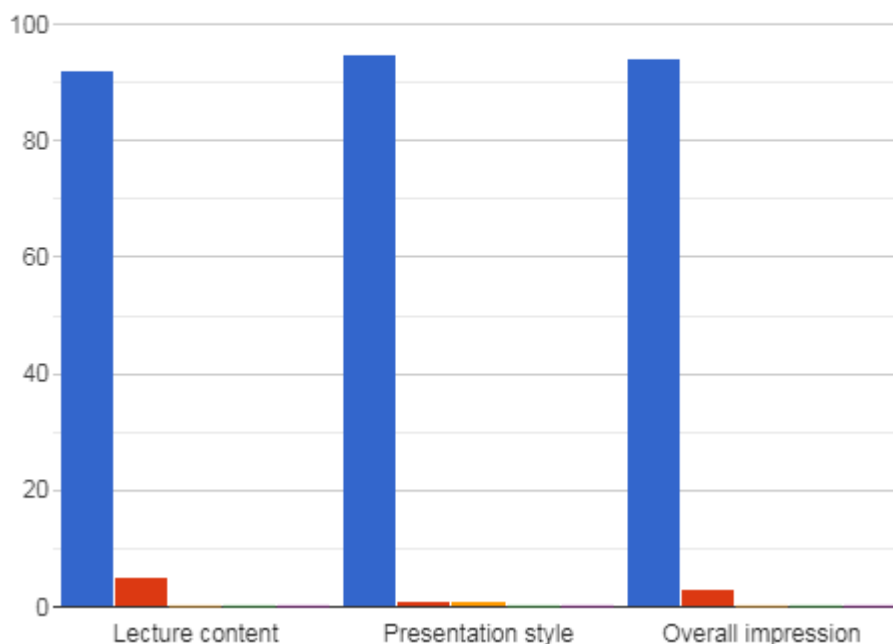
Delivered By:
(Muhammad Asad Hanif)

Summary Points:

- ST1-ST4 teaching programme 2023 – FRCR 2B Practice Viva Session 38: 2 hours teaching time
- Total Attendees: 294 from 38 Countries (Algeria, Australia, Bahrain, Bangladesh, Brunei, Canada, China, Dominica, Egypt, Hong Kong, India, Indonesia, Iran, Iraq, Jordan, Kenya, Kuwait, Lebanon, Malaysia, Myanmar, Namibia, Nepal, Nigeria, Oman, Pakistan, Poland, Qatar, Saudi Arabia, South Africa, Sri Lanka, Sudan, Swaziland, Türkiye, UAE, UK, Yemen, Zambia, Zimbabwe).
- Total feedback received from 97 participants

Please rate the following aspects of the session

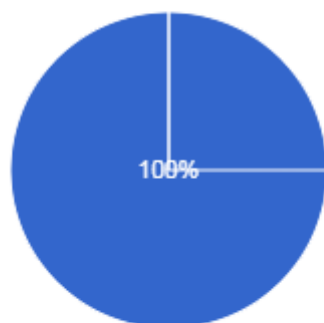
Excellent Very good Good Satisfactory
Poor



Did you find it useful
97 responses

● Yes

● No



Testimonials

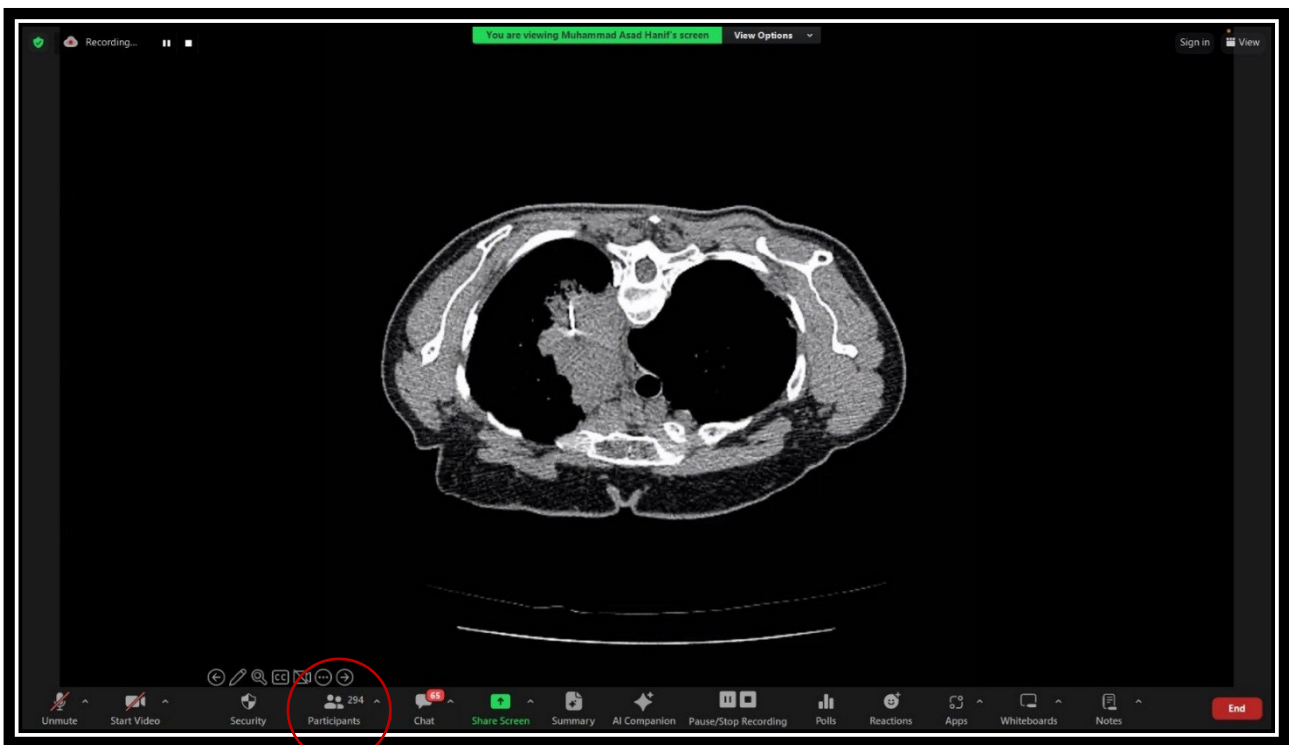
- Absolutely incredible cases, highly relevant to both clinical practice and 2B vivas. Highly management focused, which will help me when writing my reports, especially when it comes to AAA and important points to mention in report. Structure of the session was great, followed a clear structure supplemented by a succinct PowerPoint presentation, timing was perfect. Went through a variety of emergency pathologies in all systems including HPB and cardiovascular. Sir explained and cleared up many concepts which I previously didn't understand, answered all questions very well with thorough explanations. Taught me so many things I didn't previously know e.g. covered and uncovered stents and when to use each, how to drain retroperitoneal collections via gastric approach, how to use CEUS to classify type of endoleak (UK).
- Improved my knowledge (Indonesia).
- Absolutely marvellous session on IR by Dr Hanif, please rebroadcast the recording of this session so that we can revise the learning points and pick up any lessons which we didn't get the first time round watching it. Many thanks (UK).
- Great overview of IR cases. Good variety and detailed explanation of common techniques e.g. Seldinger. I learnt a lot! (UK).
- Excellent session. Very useful exam cases and good description for all the techniques and exam tips. Great session, thanks a lot (Pakistan).
- Very healthy way of discussion. Sir is trying to get answers from candidates (India).
- Excellent teaching by Dr. Hanif (Iraq).
- I liked the teacher's key points. It emphasized the importance aspects and key terminologies to use (UK).
- Happy with with every aspect (UK).
- The whole lecture was useful because it focused on basics of intervention (Kuwait).

DKT FRCR 2B Practice Viva - Essentials of Interventional Radiology for FRCR Exam (Session 38)

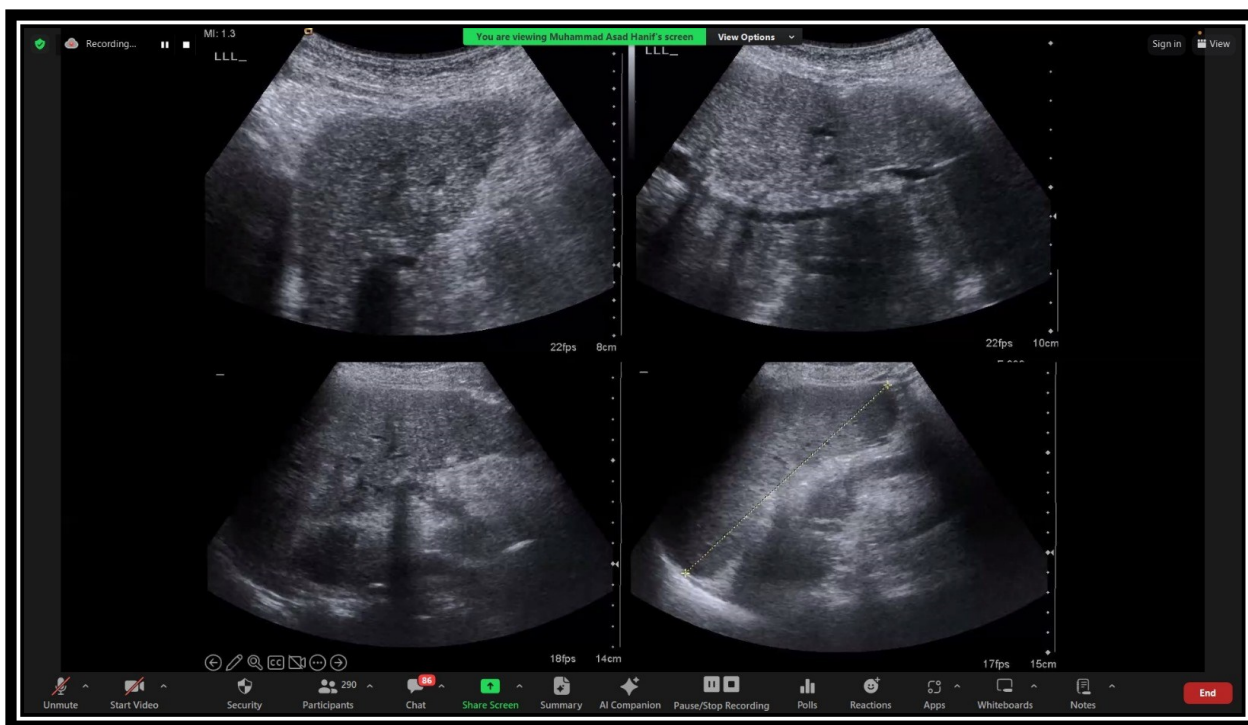
- Excellent discription of basic interventional procedures (Sri Lanka).
- Excellent way of teaching (Saudi Arabia).
- More than excellent (Saudi Arabia).
- Very useful basic knowledge to help tackle IR cases in the exam with confidence (UK).
- Enlightening as usual (UK).
- Excellent lecture (Kenya).
- Perfect session (Jordan).
- Excellent teaching session (Algeria).
- Excellent presentation (Kuwait).
- Excellent method in disscution, great respect (Yemen).
- Very very useful for frcr preparing candidates, excellent (India).
- Excellent presentation and cases (Sri Lanka).
- Excellent! Thank you (India).
- Very informative, good 2A revision with images (Pakistan).
- All aspects are perfect (Saudi Arabia).
- Very informative session and feedback (Algeria).
- Everything was useful (Jordan).
- Nice cases (Jordan).
- Basics of IR were explained beutifuly and in simple terms (Pakistan).
- Very interesting lecture (Saudi Arabia).
- I liked the discussion with candidates and then give correct answers (Egypt).
- Very basic IR information was provided, excellent session. More lectures if possible (Pakistan).
- All of it was useful (Egypt).
- Very unique cases (Pakistan).
- IR techniques explanation was useful (Jordan).
- Excellent discussion (Oman).
- I liked the nice images and analysis (UK).
- Excellent teaching (Pakistan).
- Good cases (Pakistan).
- Very good cases (Sri Lanka).
- Every aspect was useful (Pakistan).
- All cases were great! good basics of IR (India).
- I liked the new aspect (Qatar).
- Interventional procedure explanation was useful (UAE).
- Very useful session (Egypt).
- The cases are very helpful (Türkiye).
- The explanation of the procedures and the different cases and modalities showed were useful (Lebanon).
- Excellent cases and discussion (Egypt).
- Excellent images and teaching style (Kenya).
- Very simple explanation of complex procedures (Pakistan).
- Everything was useful (Tanzania).
- I liked the detailed explanation of findings and classifications for diagnostic and management routes (Qatar).

DKT FRCR 2B Practice Viva - Essentials of Interventional Radiology for FRCR Exam (Session 38)

- Very interesting (Bahrain).
- Marvellous (Pakistan).
- Perfect coverage (Egypt).
- Every aspect was covered and got alot to learn (Pakistan).
- Clear explanations (Kenya).
- Best (Pakistan).
- Great teaching (Pakistan).
- Very informative (UAE).
- Fantastic (Saudi Arabia).
- Excellent cases and explanation (Jordan).
- Great lecture (UK).
- Superb (Pakistan).
- Nice talk (Saudi Arabia).
- Aweesome (Pakistan).
- Very knowlegeable session (Saudi Arabia).
- Wonderfull (Pakistan).



DKT FRCR 2B Practice Viva - Essentials of Interventional Radiology for FRCR Exam (Session 38)



=====XX=====XX=====